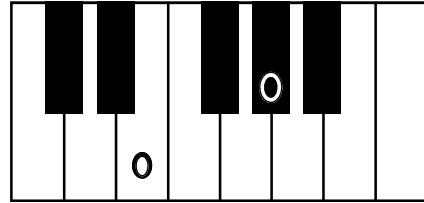


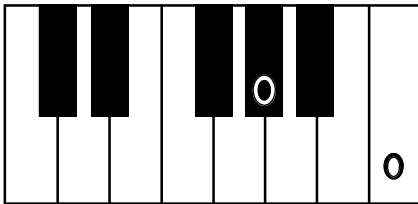
Halbtonschritte und Ganztonschritte II

Lies auf der Tastatur unten die Halb- und Ganztonschritte ab, die von den Os gebildet werden.

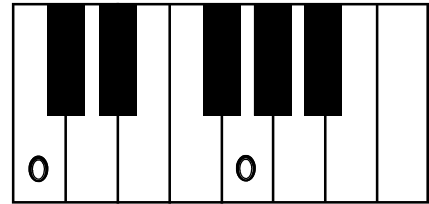
Beispiel: 2 Ganztonschritte



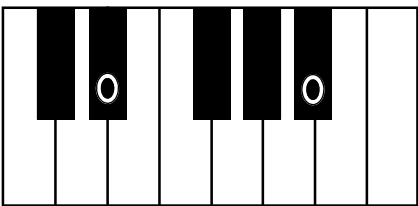
1. _____




2. _____



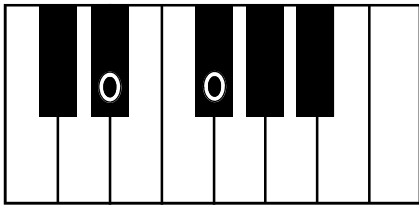
3. _____



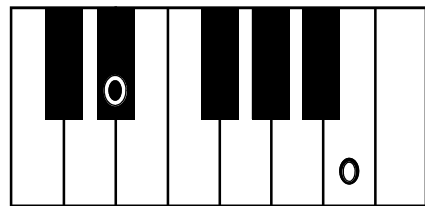
4. _____



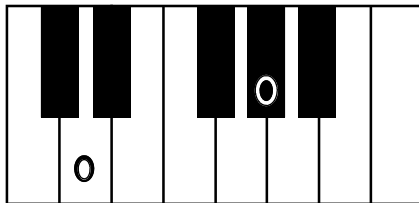
5. _____



6. _____



7. _____



8. _____

